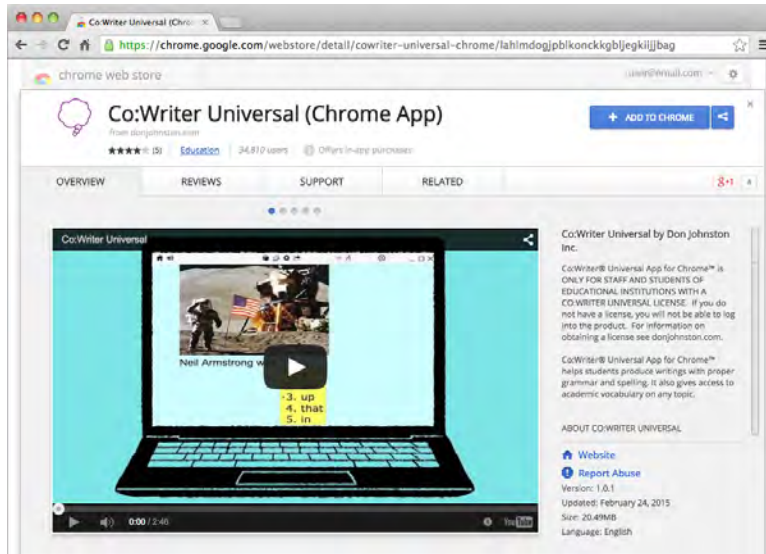


Installing Co:Writer Universal App for Chrome

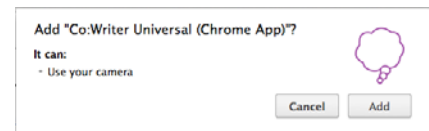
1. Launch the Chrome browser and navigate to the link below.

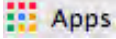
<https://chrome.google.com/webstore/detail/cowriter-universal-chrome/lahlmdogipblkonckkgbljegkijijbag>

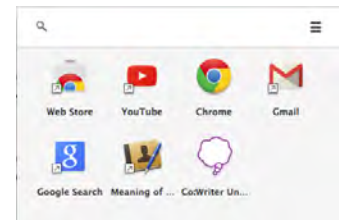


2. Click the  button.

3. Click the  button to begin the download and install process.




4. The App will be downloaded and added to your Chrome App Launcher. You can access the Launcher in your Task Bar (Windows), Dock (Macintosh) or the App Launcher button  in your Google Chrome browser Bookmarks bar.



5. Click the  Co:Writer Universal App to bring up the Co:Writer Universal login screen.

6. Log in with an existing account or create a new account with the code given to you by your Administrator or Educator.

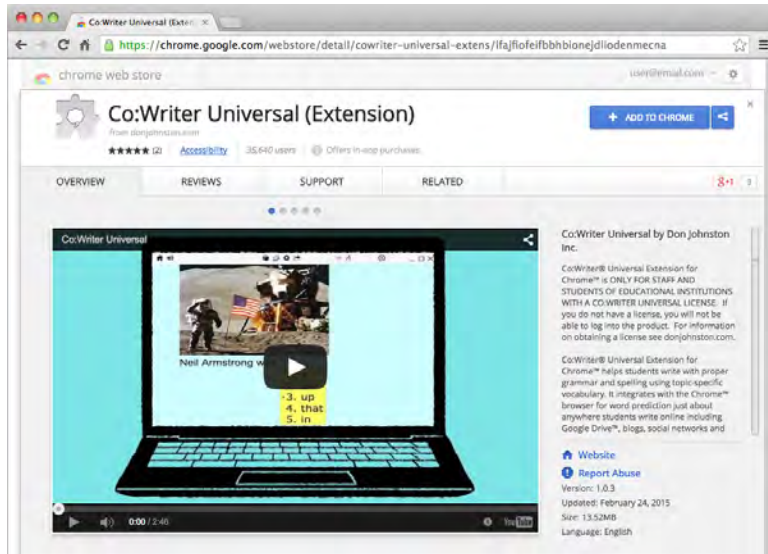


For information on creating an account see – [Getting Started Using Co:Writer Universal](#)

Installing Co:Writer Universal Extension for Chrome

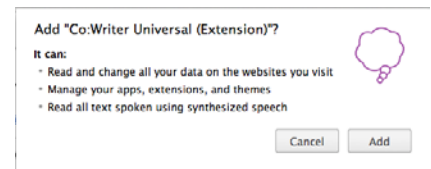
1. Launch the Chrome browser and navigate to the link below.

[https://chrome.google.com/webstore/detail/cowriter-universal-extens/ifa\[jfofeifbbhb\]onejdlidenmecna](https://chrome.google.com/webstore/detail/cowriter-universal-extens/ifa[jfofeifbbhb]onejdlidenmecna)

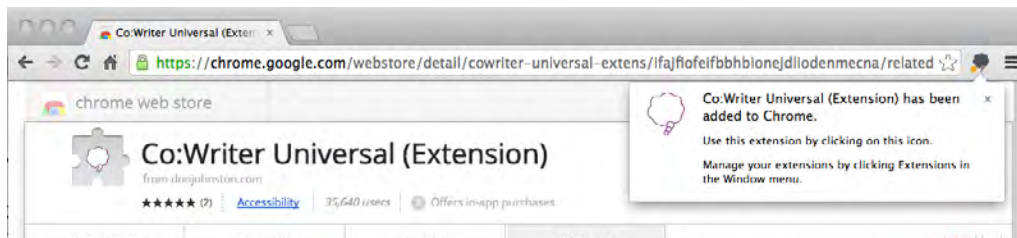



2. Click the  button.

3. Click the  button to begin the download and install process.




4. The extension will be downloaded and added to your Google Chrome extensions.



5. Wait for the orange dot on the icon in the top right corner of the Google Chrome browser to turn red , then click the button to bring up the Co:Writer Universal login screen.

6. Log in with an existing account or create a new account with the code given to you by your Administrator or Educator.



For information on creating an account see – [Getting Started Using Co:Writer Universal](#)